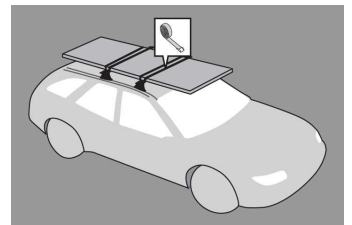
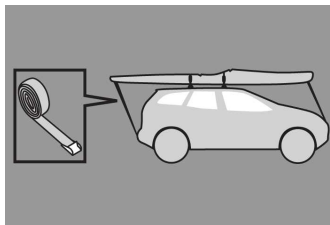
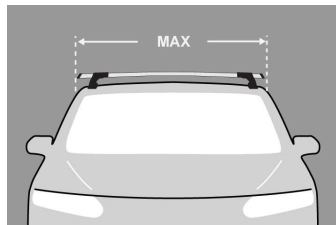
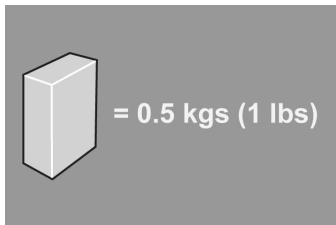


**EN** Fitting Instructions for Basic Carrier



x 4



x 4

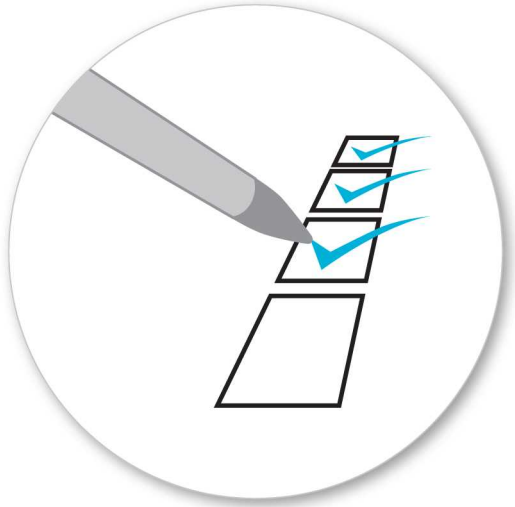


		MAX kgs (lbs)	
	🚩	W/P	WHD
<b>Rover</b>			
200 Series , 2dr Coupe 90-95	EU	75 kgs (165 lbs)	75 kgs (165 lbs)
200 Series , 4dr Sedan 90-95	EU	75 kgs (165 lbs)	75 kgs (165 lbs)
214 Sli, 4dr Sedan May 89-Jun 99	NZ	75 kgs (165 lbs)	75 kgs (165 lbs)
216 , 2dr Coupe Apr 89-99	NZ	75 kgs (165 lbs)	75 kgs (165 lbs)
216 Sli, 4dr Sedan Jun 89-Aug 99	NZ	75 kgs (165 lbs)	75 kgs (165 lbs)
400 Series , 4dr Sedan 90-95	EU	75 kgs (165 lbs)	75 kgs (165 lbs)
400 Series , 4dr Sedan Apr 90-Jul 95	NZ	75 kgs (165 lbs)	75 kgs (165 lbs)
<b>Mazda</b>			
323 Familia, 4dr Sedan 95-98	EU	75 kgs (165 lbs)	75 kgs (165 lbs)
323 , 4dr Sedan Aug 94-Aug 98	NZ	75 kgs (165 lbs)	75 kgs (165 lbs)
323 Protégé, 4dr Sedan Jul 94-Jul 98	AU	75 kgs (165 lbs)	75 kgs (165 lbs)
323 F, 5dr Hatch 98-03	EU	75 kgs (165 lbs)	75 kgs (165 lbs)
323 Astina, 5dr Hatch Sep 98-Jan 03	AU	75 kgs (165 lbs)	75 kgs (165 lbs)
323 Astina, 5dr Hatch Sep 98-Jan 03	NZ	75 kgs (165 lbs)	75 kgs (165 lbs)
626 , 4dr Sedan 92-97	ZA	75 kgs (165 lbs)	75 kgs (165 lbs)
626 , 4dr Sedan 92-97	EU	75 kgs (165 lbs)	75 kgs (165 lbs)
626 , 4dr Sedan Apr 92-Aug 97	NZ	75 kgs (165 lbs)	75 kgs (165 lbs)
626 , 4dr Sedan Jan 92-Aug 97	AU	75 kgs (165 lbs)	75 kgs (165 lbs)
626 , 5dr Hatch 92-97	EU	75 kgs (165 lbs)	75 kgs (165 lbs)
626 , 5dr Hatch Apr 92-Aug 97	NZ	75 kgs (165 lbs)	75 kgs (165 lbs)
626 , 5dr Hatch Jan 92-Aug 97	AU	75 kgs (165 lbs)	75 kgs (165 lbs)
Cronos Import, 4dr Sedan 91-97	NZ	75 kgs (165 lbs)	75 kgs (165 lbs)
Familia Import, 5dr Hatch Sep 98-Dec 03	NZ	75 kgs (165 lbs)	75 kgs (165 lbs)
<b>Audi</b>			
A8 , 4dr Sedan 95-02	ZA	75 kgs (165 lbs)	75 kgs (165 lbs)
A8 , 4dr Sedan 95-03	EU	75 kgs (165 lbs)	75 kgs (165 lbs)
A8 , 4dr Sedan Apr 94-03	NZ	75 kgs (165 lbs)	75 kgs (165 lbs)
A8 , 4dr Sedan May 95-Jul 00	AU	75 kgs (165 lbs)	75 kgs (165 lbs)
S8 , 4dr Sedan 96-03	EU	75 kgs (165 lbs)	75 kgs (165 lbs)
<b>Hyundai</b>			
Accent , 4dr Sedan 94-99	ZA	75 kgs (165 lbs)	75 kgs (165 lbs)
Accent , 4dr Sedan 94-99	EU	75 kgs (165 lbs)	75 kgs (165 lbs)
Accent , 4dr Sedan Oct 94-Oct 99	NZ	75 kgs (165 lbs)	75 kgs (165 lbs)
Accent , 5dr Hatch 94-99	EU	75 kgs (165 lbs)	75 kgs (165 lbs)
Accent , 5dr Hatch 95-99	ZA	75 kgs (165 lbs)	75 kgs (165 lbs)
Accent , 5dr Hatch Nov 97-Mar 00	AU	75 kgs (165 lbs)	75 kgs (165 lbs)


Accent , 5dr Hatch Oct 94-Oct 99	NZ	75 kgs (165 lbs)	75 kgs (165 lbs)
Excel X3, 5dr Hatch Oct 94-Jun 00	AU	75 kgs (165 lbs)	75 kgs (165 lbs)
Pony , 4dr Sedan 95-99	EU	75 kgs (165 lbs)	75 kgs (165 lbs)
<b>Honda</b>			
Accord , 4dr Sedan 93-98	EU	75 kgs (165 lbs)	75 kgs (165 lbs)
Accord , 4dr Sedan Mar 94-May 98	NZ	75 kgs (165 lbs)	75 kgs (165 lbs)
Accord , 4dr Sedan Nov 93-Nov 97	AU	75 kgs (165 lbs)	75 kgs (165 lbs)
Civic Shuttle, 5dr Estate 84-91	EU	75 kgs (165 lbs)	75 kgs (165 lbs)
Civic Shuttle, 5dr MPV Aug 88-Jan 92	NZ	75 kgs (165 lbs)	75 kgs (165 lbs)
Concerto , 5dr Hatch Dec 88-Aug 93	NZ	75 kgs (165 lbs)	75 kgs (165 lbs)
Concerto , 5dr Hatch Nov 88-93	AU	75 kgs (165 lbs)	75 kgs (165 lbs)
Legend , 4dr Sedan 91-96	EU	75 kgs (165 lbs)	75 kgs (165 lbs)
Legend , 4dr Sedan Apr 91-Apr 96	NZ	75 kgs (165 lbs)	75 kgs (165 lbs)
Legend , 4dr Sedan May 91-Apr 96	AU	75 kgs (165 lbs)	75 kgs (165 lbs)
<b>Opel</b>			
Astra , 3dr Hatch 92-97	ZA	50 kgs (110 lbs)	50 kgs (110 lbs)
Astra , 5dr Hatch 91-97	EU	75 kgs (165 lbs)	75 kgs (165 lbs)
Astra , 5dr Hatch 92-97	ZA	50 kgs (110 lbs)	50 kgs (110 lbs)
<b>Holden</b>			
Astra TR, 3dr Hatch Sep 96-Nov 98	AU	50 kgs (110 lbs)	50 kgs (110 lbs)
Astra , 5dr Hatch Sep 96-Nov 98	NZ	50 kgs (110 lbs)	50 kgs (110 lbs)
Astra TR, 5dr Hatch Sep 96-Nov 98	AU	50 kgs (110 lbs)	50 kgs (110 lbs)
<b>Vauxhall</b>			
Astra , 5dr Hatch 91-97	EU	75 kgs (165 lbs)	75 kgs (165 lbs)
<b>Daihatsu</b>			
Charade , 3dr Hatch 93-00	EU	75 kgs (165 lbs)	75 kgs (165 lbs)
Charade , 3dr Hatch Jun 93-Jan 00	AU	75 kgs (165 lbs)	75 kgs (165 lbs)
Charade , 4dr Sedan 93-00	EU	75 kgs (165 lbs)	75 kgs (165 lbs)
Charade , 5dr Hatch 93-00	ZA	75 kgs (165 lbs)	75 kgs (165 lbs)
Charade , 5dr Hatch 93-00	EU	75 kgs (165 lbs)	75 kgs (165 lbs)
Charade , 5dr Hatch Jul 93-Dec 00	NZ	75 kgs (165 lbs)	75 kgs (165 lbs)
Charade , 5dr Hatch Jun 93-Jan 00	AU	75 kgs (165 lbs)	75 kgs (165 lbs)
<b>Ford</b>			
Festiva WB/WD/WF, 5dr Hatch Apr 94-Apr 01	AU	50 kgs (110 lbs)	50 kgs (110 lbs)
Festiva , 5dr Hatch Mar 95-01	NZ	50 kgs (110 lbs)	50 kgs (110 lbs)
Laser , 4dr Sedan May 95-Jul 98	NZ	75 kgs (165 lbs)	75 kgs (165 lbs)
Laser KJ/KL, 4dr Sedan Oct 94-Mar 99	AU	75 kgs (165 lbs)	75 kgs (165 lbs)
Taurus , 4dr Sedan Mar 96-Sep 98	AU	75 kgs (165 lbs)	75 kgs (165 lbs)
Taurus , 4dr Sedan Mar 96-Sep 98	NZ	75 kgs (165 lbs)	75 kgs (165 lbs)
Telstar AX-AY, 4dr Sedan Jan 92-Oct 96	AU	75 kgs (165 lbs)	75 kgs (165 lbs)
Telstar , 4dr Sedan Jun 92-Jul 97	NZ	75 kgs (165 lbs)	75 kgs (165 lbs)
Telstar , 5dr Hatch 92-97	ZA	75 kgs (165 lbs)	75 kgs (165 lbs)
Telstar TX5, 5dr Hatch Jul 83-Mar 88	NZ	75 kgs (165 lbs)	75 kgs (165 lbs)
Telstar TX5, 5dr Hatch Jun 92-Jul 97	NZ	75 kgs (165 lbs)	75 kgs (165 lbs)
<b>Mitsubishi</b>			
Galant , 4dr Sedan Aug 93-Jun 96	NZ	50 kgs (110 lbs)	50 kgs (110 lbs)
L400 Low Roof, 4dr MPV Nov 94-07	NZ	75 kgs (165 lbs)	75 kgs (165 lbs)
Lancer , 5dr Wagon Oct 92-Oct 93	AU	75 kgs (165 lbs)	75 kgs (165 lbs)

Magna , 4dr Sedan Mar 91-Mar 97	AU	75 kgs (165 lbs)	75 kgs (165 lbs)
Magna , 5dr Wagon Apr 91-Mar 97	AU	75 kgs (165 lbs)	75 kgs (165 lbs)
Verada KR-KS, 4dr Sedan Jul 91-Sep 96	AU	75 kgs (165 lbs)	75 kgs (165 lbs)
<b>Renault</b>			
Laguna I, 5dr Hatch 93-00	EU	75 kgs (165 lbs)	75 kgs (165 lbs)
Laguna I, 5dr Hatch Apr 95-Oct 96	AU	75 kgs (165 lbs)	75 kgs (165 lbs)
Laguna I, 5dr Hatch Jul 93-00	NZ	75 kgs (165 lbs)	75 kgs (165 lbs)
<b>Mercedes</b>			
S Class , 4dr Sedan 91-98	ZA	75 kgs (165 lbs)	75 kgs (165 lbs)
S Class W140, 4dr Sedan 91-99	US	75 kgs (165 lbs)	75 kgs (165 lbs)
S Class W140, 4dr Sedan 91-99	NZ	75 kgs (165 lbs)	75 kgs (165 lbs)
S Class W140, 4dr Sedan 91-99	EU	75 kgs (165 lbs)	75 kgs (165 lbs)
S Class W140, 4dr Sedan Dec 91-Mar 99	AU	75 kgs (165 lbs)	75 kgs (165 lbs)
<b>Daimler</b>			
X300 , 4dr Sedan 94-97	EU	75 kgs (165 lbs)	75 kgs (165 lbs)
X300 , 4dr Sedan Oct 94-Jun 97	AU	75 kgs (165 lbs)	75 kgs (165 lbs)
<b>Jaguar</b>			
XJR , 4dr Sedan Oct 94-Jun 03	NZ	75 kgs (165 lbs)	75 kgs (165 lbs)

## First Time Installation



- Remove parts from inside the package and check. Contact your dealer if any parts are missing or damaged.



- This kit fits type A, B, C and D.
- These instructions show type A crossbar fitted. They also apply to type B, C and D.

**NOTE: Clamp images in these instructions may not be representative of the clamps in this kit**

- Use keys to remove covers.



- Use hex screwdriver to reverse adjusting screw 10 turns.




- Press adjusting screw and pull crossbar legs out. Refer to the crossbar instructions for crossbar adjustment method.
- Ensure each end of the crossbar is adjusted equally.





- Remove locking screw.



- Cut protective strip in four equal lengths.
- Apply protective strip as shown. Trim if required.



- Attach clamp to each leg. NOTE; clamps may have labels showing their positions on the vehicle (For example; "Front Right").



- Refit locking screw so that it goes through the hole in the clamp. Do not begin to tighten the locking screw.



- Fit rubber pad (supplied with crossbar) to foot.



- Make sure the pad fits into the holes underneath the foot.



## Fitment




- Place crossbar on vehicle. Minimum recommended spacing between the bars is 700mm (27 1/2") (unless otherwise stated).
- Clamps directly to edge of roof under the doors



- Adjust the legs on the crossbar so that they are positioned equally from the ends of the crossbar, and the clamps engage firmly on the body work of the vehicle.



- Tighten adjusting screw to 5 Nm (3.7 ft lb) hand tight.



- Tighten locking screw on both legs evenly.



- Check crossbar is securely attached to the vehicle.



- Use keys to fit and lock covers

**CAUTION: Recheck all fasteners immediately after a load is applied to the crossbars.  
Regularly check screws are tight.**

---

## Maintenance

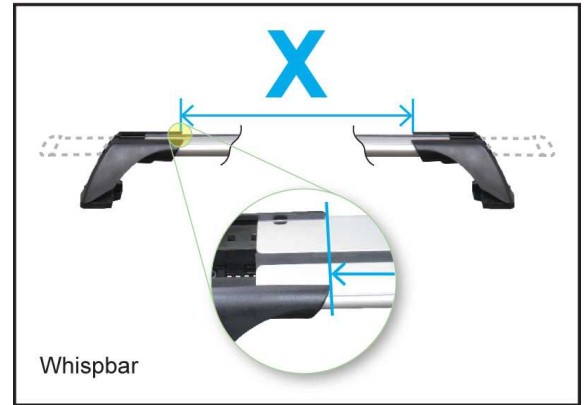
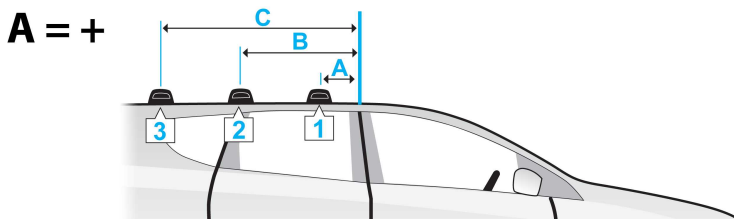
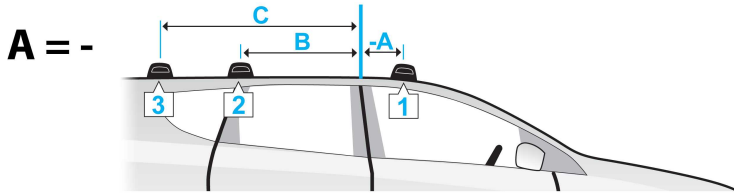
- Clean the car roof and surfaces of the product that will be in contact with the car roof.
- Follow the fitting instructions for fitting the product to your vehicle. Make sure all steps are carried out in order.
- Set crossbars a minimum distance of 700mm (27 1/2") apart where no other distance is specified in the fitting instructions. This is especially important when carrying long loads.
- Check unit is securely attached whenever you refit it to the vehicle. If the unit feels loose, refer to the fitting instructions and readjust.
- Some glass/panoramic roofs and radio antennae may not be able to be used when the product is fitted.
- Do not modify this product.
- Refer to the maximum permitted load capacity specified in the fitting instructions. Do not exceed the vehicle manufacturers roof load rating if it is lower than the maximum load capacity specified in the fitting instructions.
- Loads should not overhang the sides of the product and be evenly distributed with the lowest possible centre of gravity.
- Long loads should be secured with non-elastic straps to the front and rear of the vehicle.
- Objects with pointed ends (e.g. ski poles) should be carried with the pointed ends to the rear of the vehicle.
- Remove all loose or removable objects from the load prior to loading.
- Make sure all loads are securely fastened with non-elastic straps. Check regularly during longer journeys.
- A loaded roof rack system can alter the performance of your vehicle. Be especially aware of the effects of side winds, changing of direction, and braking performance. Avoid rapid acceleration and deceleration. Drive carefully.
- Note that the total height of the vehicle increases when upright loads are carried.
- Products should be locked during transport if they have locks fitted.

- Check and replace worn out or defective parts.
  - Keep the product clean and maintained.
  - Never drive into a car wash with the roof rack system fitted.
  - Lubricate locks and adjusting screws at regular intervals.
  - Remove the products from the vehicle when not in use. Make sure all loose parts are stored safely.
- 

- Yakima Australia Pty Ltd  
17 Hinkler Court  
Brendale QLD 4500  
AUSTRALIA

[www.whispbar.com](http://www.whispbar.com)  
[www.whispbar.com.au](http://www.whispbar.com.au)  
[www.whispbar.co.nz](http://www.whispbar.co.nz)  
[www.whispbar.co.uk](http://www.whispbar.co.uk)  
[www.whispbar.co.za](http://www.whispbar.co.za)  
[www.whispbar.eu](http://www.whispbar.eu)  
[www.whispbar.ca](http://www.whispbar.ca)

---



	A	B	C	X		
				1	2	3
200 Series, 2dr Coupe 90-95 (EU)	-210mm -8 -1/4ths"	390mm 15 3/8ths"	-	-	-	-
200 Series, 4dr Sedan 90-95 (EU)	-	-	-	-	-	-
214, 4dr Sedan May 89-Jun 99 (NZ)	-	-	-	-	-	-
216, 2dr Coupe Apr 89-99 (NZ)	-210mm -8 -1/4ths"	390mm 15 3/8ths"	-	-	-	-
216, 4dr Sedan Jun 89-Aug 99 (NZ)	-210mm -8 -1/4ths"	390mm 15 3/8ths"	-	-	-	-
323, 4dr Sedan 95-98 (EU)	-	-	-	-	-	-
323, 4dr Sedan Aug 94-Aug 98 (NZ)	-	-	-	-	-	-
323, 4dr Sedan Jul 94-Jul 98 (AU)	-	-	-	-	-	-
323, 5dr Hatch 98-03 (EU)	-	-	-	-	-	-
323, 5dr Hatch Sep 98-Jan 03 (AU)	-	-	-	-	-	-
323, 5dr Hatch Sep 98-Jan 03 (NZ)	-	-	-	-	-	-
400 Series, 4dr Sedan 90-95 (EU)	-210mm -8 -1/4ths"	390mm 15 3/8ths"	-	-	-	-
400 Series, 4dr Sedan Apr 90-Jul 95 (NZ)	-210mm -8 -1/4ths"	390mm 15 3/8ths"	-	-	-	-
626, 4dr Sedan 92-97 (ZA)	-	-	-	-	-	-
626, 4dr Sedan 92-97 (EU)	-	-	-	-	-	-

626, 4dr Sedan Apr 92-Aug 97 (NZ)	-	-	-	-	-
626, 4dr Sedan Jan 92-Aug 97 (AU)	-	-	-	-	-
626, 5dr Hatch 92-97 (EU)	-	-	-	-	-
626, 5dr Hatch Apr 92-Aug 97 (NZ)	-	-	-	-	-
626, 5dr Hatch Jan 92-Aug 97 (AU)	-	-	-	-	-
A8, 4dr Sedan 95-02 (ZA)	-	-	-	-	-
A8, 4dr Sedan 95-03 (EU)	-	-	-	-	-
A8, 4dr Sedan Apr 94-03 (NZ)	-	-	-	-	-
A8, 4dr Sedan May 95-Jul 00 (AU)	-	-	-	-	-
Accent, 4dr Sedan 94-99 (ZA)	-	-	-	-	-
Accent, 4dr Sedan 94-99 (EU)	-	-	-	-	-
Accent, 4dr Sedan Oct 94-Oct 99 (NZ)	-	-	-	-	-
Accent, 5dr Hatch 94-99 (EU)	-	-	-	-	-
Accent, 5dr Hatch 95-99 (ZA)	-	-	-	-	-
Accent, 5dr Hatch Nov 97-Mar 00 (AU)	-	-	-	-	-
Accent, 5dr Hatch Oct 94-Oct 99 (NZ)	-	-	-	-	-
Accord, 4dr Sedan 93-98 (EU)	-	-	-	-	-
Accord, 4dr Sedan Mar 94-May 98 (NZ)	-	-	-	-	-
Accord, 4dr Sedan Nov 93-Nov 97 (AU)	-	-	-	-	-
Astra, 3dr Hatch 92-97 (ZA)	-	-	-	-	-
Astra, 3dr Hatch Sep 96-Nov 98 (AU)	-	-	-	-	-
Astra, 5dr Hatch 91-97 (EU)	-	-	-	-	-
Astra, 5dr Hatch 91-97 (EU)	-	-	-	-	-
Astra, 5dr Hatch 92-97 (ZA)	-	-	-	-	-
Astra, 5dr Hatch Sep 96-Nov 98 (NZ)	-	-	-	-	-
Astra, 5dr Hatch Sep 96-Nov 98 (AU)	-	-	-	-	-
Charade, 3dr Hatch 93-00 (EU)	-	-	-	-	-
Charade, 3dr Hatch Jun 93-Jan 00 (AU)	-	-	-	-	-
Charade, 4dr Sedan 93-00 (EU)	-	-	-	-	-
Charade, 5dr Hatch 93-00 (ZA)	-	-	-	-	-
Charade, 5dr Hatch 93-00 (EU)	-	-	-	-	-
Charade, 5dr Hatch Jul 93-Dec 00 (NZ)	-	-	-	-	-
Charade, 5dr Hatch Jun 93-Jan 00 (AU)	-	-	-	-	-
Civic, 5dr Estate 84-91 (EU)	-	-	-	-	-
Civic, 5dr MPV Aug 88-Jan 92 (NZ)	-	-	-	-	-

Concerto, 5dr Hatch Dec 88-Aug 93 (NZ)

-	-	-	-	-	-
-	-	-	-	-	-
-	-	-	-	-	-

Concerto, 5dr Hatch Nov 88-93 (AU)

-	-	-	-	-	-
-	-	-	-	-	-

Cronos, 4dr Sedan 91-97 (NZ)

-	-	-	-	-	-
-	-	-	-	-	-

Excel, 5dr Hatch Oct 94-Jun 00 (AU)

-	-	-	-	-	-
-	-	-	-	-	-

Familia, 5dr Hatch Sep 98-Dec 03 (NZ)

-	-	-	-	-	-
-	-	-	-	-	-

Festiva, 5dr Hatch Apr 94-Apr 01 (AU)

-	-	-	-	-	-
-	-	-	-	-	-

Festiva, 5dr Hatch Mar 95-01 (NZ)

-	-	-	-	-	-
-	-	-	-	-	-

Galant, 4dr Sedan Aug 93-Jun 96 (NZ)

-	-	-	-	-	-
-	-	-	-	-	-

L400, 4dr MPV Nov 94-07 (NZ)

-	-	-	-	-	-
-	-	-	-	-	-

Laguna, 5dr Hatch 93-00 (EU)

-	-	-	-	-	-
-	-	-	-	-	-

Laguna, 5dr Hatch Apr 95-Oct 96 (AU)

-	-	-	-	-	-
-	-	-	-	-	-

Laguna, 5dr Hatch Jul 93-00 (NZ)

-	-	-	-	-	-
-	-	-	-	-	-

Lancer, 5dr Wagon Oct 92-Oct 93 (AU)

-	-	-	-	-	-
-	-	-	-	-	-

Laser, 4dr Sedan May 95-Jul 98 (NZ)

-	-	-	-	-	-
-	-	-	-	-	-

Laser, 4dr Sedan Oct 94-Mar 99 (AU)

-	-	-	-	-	-
-	-	-	-	-	-

Legend, 4dr Sedan 91-96 (EU)

-	-	-	-	-	-
-	-	-	-	-	-

Legend, 4dr Sedan Apr 91-Apr 96 (NZ)

-	-	-	-	-	-
-	-	-	-	-	-

Legend, 4dr Sedan May 91-Apr 96 (AU)

-	-	-	-	-	-
-	-	-	-	-	-

Magna, 4dr Sedan Mar 91-Mar 97 (AU)

-	-	-	-	-	-
-	-	-	-	-	-

Magna, 5dr Wagon Apr 91-Mar 97 (AU)

-	-	-	-	-	-
-	-	-	-	-	-

Pony, 4dr Sedan 95-99 (EU)

-	-	-	-	-	-
-	-	-	-	-	-

S Class, 4dr Sedan 91-98 (ZA)

-	-	-	-	-	-
-	-	-	-	-	-

S Class, 4dr Sedan 91-99 (US)

-	-	-	-	-	-
-	-	-	-	-	-

S Class, 4dr Sedan 91-99 (NZ)

-	-	-	-	-	-
-	-	-	-	-	-

S Class, 4dr Sedan 91-99 (EU)

-	-	-	-	-	-
-	-	-	-	-	-

S Class, 4dr Sedan Dec 91-Mar 99 (AU)

-	-	-	-	-	-
-	-	-	-	-	-

S8, 4dr Sedan 96-03 (EU)

-	-	-	-	-	-
-	-	-	-	-	-

Taurus, 4dr Sedan Mar 96-Sep 98 (AU)

-	-	-	-	-	-
-	-	-	-	-	-

Taurus, 4dr Sedan Mar 96-Sep 98 (NZ)

-	-	-	-	-	-
-	-	-	-	-	-

Telstar, 4dr Sedan Jan 92-Oct 96 (AU)

-	-	-	-	-	-
-	-	-	-	-	-

Telstar, 4dr Sedan Jun 92-Jul 97 (NZ)

-	-	-	-	-	-
-	-	-	-	-	-

Telstar, 5dr Hatch 92-97 (ZA)

-	-	-	-	-	-
-	-	-	-	-	-

Telstar, 5dr Hatch Jul 83-Mar 88 (NZ)

-	-	-	-	-	-
-	-	-	-	-	-

Telstar, 5dr Hatch Jun 92-Jul 97 (NZ)

-	-	-	-	-	-
-	-	-	-	-	-



Verada, 4dr Sedan Jul 91-Sep 96 (AU)	-	-	-	-	-	-
X300, 4dr Sedan 94-97 (EU)	-	-	-	-	-	-
X300, 4dr Sedan Oct 94-Jun 97 (AU)	-	-	-	-	-	-
XJR, 4dr Sedan Oct 94-Jun 03 (NZ)	-	-	-	-	-	-

**WARRANTY & DISCLAIMER**

**Yakima Australia Pty Ltd ABN 58 154 440 221**  
**17 Hinkler Court, Brendale QLD 4500**  
**Tel: 0800 4776 722 (NZ) or 1800 143 548 (AU)**  
**Email: warranty@yakima.co.nz or warranty@yakima.com.au**

1. Where the product is supplied to the customer for other than business purposes within the meaning of section 43 of the New Zealand Consumer Guarantees Act 1993, the provisions of that Act shall apply. It is important that anyone who fits or uses this product does so in accordance with the manufacturer's instructions.
2. Where the product is supplied to the customer for business purposes within the meaning of section 43 of the New Zealand Consumer Guarantees Act 1993, the provisions of that Act and all other representations or terms (including any conditions or warranty expressed or implied by law, statute or otherwise) not expressly included in this leaflet are hereby expressly excluded shall have no effect and the clauses (a) and (b) shall apply.
3. Subject to the **Additional Information (Australia)**, where the product is supplied and purchased in Australia, the following shall apply:
  - a. THE SUPPLIER WARRANTS the product to be free from defects in materials and/or workmanship for a limited lifetime from the date of original purchase (the warranty period). Proof of purchase is required. Subject to the limitations and exclusions set out below, the Supplier hereby agrees to remedy any defects in materials or workmanship becoming apparent during the warranty period, by replacing or repairing any defective product or component (at its option) free of charge to the purchaser in respect of replacement parts or labour. Any defective product or component must be notified and where practicable, returned at the purchaser's expense to the Supplier immediately upon discovery of the alleged defect and no attempt made on the part of the purchaser to repair it.
  - b. EXCEPTIONS, EXCLUSIONS AND LIMITATIONS TO WARRANTY. The product and/or its components must be fitted/assembled and loaded in accordance with the Supplier's written instructions and any requirements set out in the car's owner manual. This warranty does not cover defects, loss or damage resulting from circumstances beyond the Supplier's control including, but not limited to misuse, overloading, or failure to assemble and/or fit the product or component in accordance with the Supplier's written instructions. Nor does the warranty cover defects, loss or damage resulting from accidents, unlawful use of the vehicle or defects/inconsistencies in the vehicle on which the product or component is fitted. Liability for direct, indirect, special, punitive, incidental, exemplary, contractual or consequential damage or loss arising from defects, faulty materials or design omissions or negligence or workmanship in the product or its components is hereby expressly excluded subject to the following. Certain Commonwealth legislation, including the Competition and Consumer Act 2010 (Cth), and other State and Territorial legislation confers upon purchasers rights which cannot be excluded from or be restricted or modified by contract. Any conditions, guarantees and/or warranties implied by law and incapable of exclusion are deemed to be expressly incorporated herein. Nothing herein contained is intended nor shall be permitted to be inconsistent with any such conditions, guarantees and/or warranties. To the extent permitted by legislation all conditions, guarantees and/or warranties such as implied warranties which are capable of exclusion are hereby expressly excluded and negated.

**ADDITIONAL INFORMATION ( AUSTRALIA )**

This information should be read in conjunction with clauses (a) and (b).

**IMPORTANT LEGAL NOTICE**

Our goods come with guarantees that cannot be excluded under the Australian Consumer Law. You are entitled to a replacement or refund for a major failure and for compensation for any other reasonably foreseeable loss or damage. You are also entitled to have the goods repaired or replaced if the goods fail to be of acceptable quality and the failure does not amount to a major failure.

This warranty does not change or take away your rights under the Australian Consumer Law. Your right to claim under this policy for the benefits covered is in addition to other rights and remedies you have under the law in relation to the product.

Where you become aware of defects in materials or of workmanship, and wish to make a claim under this warranty you must do the following for the warranty to be honoured by your Whispbar dealer or Yakima Australia Pty Ltd ABN 58 154 440 221 (Yakima):

1. Make a claim as soon as practicable by contacting the Whispbar dealer from whom you purchased the product, who will give you instructions on how to proceed.
2. If you are unable to contact the Whispbar dealer, or the dealer is not able to remedy the defect, you should contact Yakima as soon as practicable at:

Call: 0800 4776 722 (NZ) or 1800 143 548 (AU)  
 Email: warranty@yakima.co.nz or warranty@yakima.com.au

Alternately, you can write to Yakima at 17 Hinkler Court, Brendale QLD Australia 4500 in order to make a claim under your warranty.

3. Upon contacting Yakima directly, you should explain as fully as possible the defect. A Yakima representative will provide you with appropriate instructions for returning the product together with a copy of the original purchase invoice or receipt to Yakima.
4. The costs and expenses associated with making a claim under your warranty including the costs of complying with those instructions and of returning the product to Yakima or the Whispbar dealer will be borne by you.

Following receipt of the product and purchase invoice or receipt, Yakima or the Whispbar dealer must inspect the product to determine whether the claim falls within the warranty. If:

- 4.1 the claim falls within the warranty, Yakima will remedy any defects in materials or workmanship becoming apparent during the warranty period, by replacing or repairing any defective product or component (at its option) free of charge to the purchaser in respect of replacement parts or labour.
- 4.2 the claim does not fall within the warranty, Yakima will return the product to you at your expense.